

Shawls

A blanket shawl was an important piece of clothing for Métis women. Women used a wide variety of materials to create their shawls.

During the warmer weather, lighter material would be used. Shawls were worn over their shoulders. During colder weather, wool material was used. It was common for women to wear more than one shawl at a time during the winter, over their heads as well as on their shoulders. A shawl made of velvet would have been worn for special events only.

Most often, shawls would be made with a dark material, with some beadwork or embroidery. Some women might have worn a yellow or red silk scarf around their head.

Shawls would also have been used to carry babies and small children.



<https://recherche-collection-search.bac-lac.gc.ca/eng/home/record?app=fonandcol&IdNumb>

North Island Métis (NIMA) publishes a monthly newsletter.

Go to NIMA's website (www.nimetus.com/newsletters) to read current and past newsletters.

FOLLOW NIMA ON SOCIAL MEDIA:

Facebook

[@northislandmetisassociation](#)

Instagram

[@northislandmetis](#) [@youthnima](#)

YouTube

[North Island Métis](#)



NORTH ISLAND MÉTIS

**A124 - 740 ROBRON
ROAD
CAMPBELL RIVER, BC
V9W 6J7**



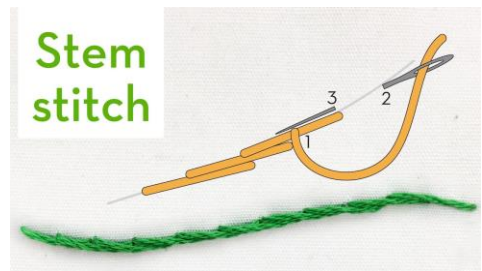



**NORTH ISLAND
MÉTIS**

**Métis
Shawls**



Common Embroidery Stitches



Images from Penguins and Fish

Southern Michif

La brojhur – embroidery

Aen shaal – shawl

Koovaart – blanket

La roobaan – ribbon

La sway – silk

Li vloer – velvet

La lenn - wool



McCord Stuart Museum



Getting Started

- Your choice of material
 - Velvet
 - Wool or a wool blanket
 - Melton or Stroud
 - Satin or Silk
 - Cotton
 - Lace
- Embroidery thread and needle
 - Or beading thread, beads, and needle
- Optional
 - Ribbons
 - Fringe